

GCG Sunday School - 8th October 2023

Lesson Outline



Lesson: Saved Through Judgement
Series: Bible Overview - The Beginning.
Passage: Genesis 6:5-9:17, esp. 6:9– 6:22, 7:11-8:4, 8:13-22, 9:7, 14-17
Big Idea: God was very angry at sin, but He kindly rescued His people from it.
Main Aim: Knowing that God is angry at sin, be thankful that God rescues us in Jesus.

Please pray for the lesson preparation, that you and the children would be built up by God's word.

Laptop (and Bluetooth speaker) check

Unless you are at the Greenwich service, you will need to bring a laptop to play the videos and songs. If needed, Jonny can provide a laptop and a Bluetooth speaker. 😊

Additional resources: [Mustard Seeds lesson plan](#), [GCG Sunday School Google Drive](#)

The Passage

Summary.

God was rightfully angry at the growing sin problem in His world. Promising to wipe away sin in His just anger, He chooses and saves Noah and his family by pure grace. This passage is the opposite of The Fall. Going from carnage to a new creation by God's grace at Gen 8:1.

For them then.

Sin was so bad that God said he'd destroy the world and start again. He kindly chooses Noah, though Noah has done nothing to deserve His grace. God's awesome power de-creates the world before recreating it with a new humanity. Noah is like a new Adam, in a new creation. But will this creation go any better or will sin continue to reign?

For us now.

It can seem that God isn't angry at sin and that nothing will ever be done about it. But sin won't go unpunished and our only hope is to hide ourselves in the "Ark", the place of safety, Jesus Christ who takes us safely through God's anger. 1 Peter 3:19-20 (also 2 Peter 2:5, 9)

This lesson is a challenge for us to remember that sin will one day be punished, even if many people think they can get away with it. We can then be thankful that God, in His mercy, provides an undeserved rescue for His people.

The Age Ranges

Sailors: Ages 3-7

Officers: Ages 8-11

For CW (average age 4-5 years) and Greenwich (average age 6-7 years): Prepare the lesson for **all ages**. Then prepare your leaders to divide into separate **Sailor** and **Officer** groups for **Heart & Hands** teaching.

Eltham (Sailors average age: 4-5 years, Officers average age: 7-8 years):

Personalise **all material** for the Sailors or Officers.

The Format - Repetition is key.


Change timings according to children's ages.

Get Going
3 min + song



Welcome
Quick Recap
Song

Main Teaching
~15 mins



The Big Idea
The Main Aim

Brain Break
~10 mins



Change of scene

Heart & Hands
~20 mins



Discussion
Activities

Land The Lesson
~10 mins



Recap
Memory Verse
Pray

Outline



Get Going

Welcome, Prayer, Quick Recap & Song

Welcome the children

- This is a good time to connect with the children briefly.

You could ask them a simple question which will connect loosely with the theme.

- Sailors - *What makes you angry? What makes God angry, is sin.*
 - *Or - How would you feel if someone broke something precious to you?*
God is angry at people breaking his world.
- Officers - *What makes you angry? What do you think makes God angry? A: Sin.*
 - *Or - How would you feel if someone smashed something precious to you?*
God is angry at people smashing his world.

Link: We get angry at stuff, God gets rightly angry at sin and judges sin.

Prayer

- Let's listen carefully to what God has to say to us today.

Very Speedy Recap

Last week we spoke about.

Big Idea: We might think sin is ok, sin is always really bad. (The Fall)

Link: We see this even more today.

Song


You will need to talk through the words and actions before singing.


- Sailors - [Just the Way God Wanted Us to Be \[Official Video\]](#)
Lyrics - On the link.

Actions - <https://www.youtube.com/watch?v=aMYuQW2j-Dg>

I suggest that we change the following actions:

- Introduction and interludes - Feel free to do something less cheesy.

- During the chorus lyrics, for example at 1:00, “He made us boys, he made us girls” While girls point to the boys, or vice versa, the mentioned gender jumps and puts their hands in the air, instead of the suggested boy/ girl actions in the video.
- Officers - I think this would be really fun for them to learn and perform sometime!! Maybe at the weekend away.
 God Made Me and You (Official Audio)
 Lyrics - On the link.



Main Teaching

Teaching the Big Idea & Main Aim.

Have a Bible open throughout. Feel free to read portions of it out word for word or paraphrase so they see that the story comes from God's word, and not from our heads.
Try to get clearly and repeatedly to the Big Idea and Main Aim.

This is a big passage. Select which details you are going to include for your age group so that the details don't detract from the main teaching point.

- Sin will need explaining, there are actions to the classic acronym:
Shove off God, (shove hands away)
I'm in charge, (point to self)
No to your rules. (wag finger to the sky)
- Sin can also be explained as:
 The bad things we **do** (hands out), **say** (hands point to mouth), **think** (hands point to head) **and feel** (hands wrap around self).
- Lesson points
 1. There was sin everywhere, this made God rightly angry.
 2. God kindly chose Noah, to save him from His anger.
 3. God rightly destroyed the world but kept Noah and his family safe.
 4. In the future, God will also judge sin, we can be safe like Noah by trusting Jesus.
- Watch this video at the end of the lesson to consolidate:
https://www.youtube.com/watch?v=jKSX903PU_A
- Sailors
Tell the passage as a story. Ask questions along the way.
Get to the Big Idea, then arrive at the Main Aim.
Maybe use a helper with you to play different roles in the story.
*Use the **lesson points above** with the teaching images*

Visual aid – to illustrate the devastation of the flood, use a large tub/bowl (preferably transparent) and LEGO people. Blu-Tack a range of people to the bottom of the tub. Make some basic houses too.

Place people in a small buoyant container. Place this container loosely on the bottom of the large tub. Begin filling the large tub with water, the eight people will float while the rest is submerged.

Tell the story using this visual aid, not to distress the children but to help them understand the seriousness of sin, the reality of God's judgment and the grace of God in providing a way for sinful people to be saved. Although Noah 'walked with God' he was not perfect! 9:21.

This looks a bit like how God will rescue people in the future. He's angry at sin today, and will punish all sin. But he makes a way for his people to be saved. By trusting in Jesus.

Brief application

Knowing that God is angry at sin, be thankful that God rescues us in Jesus.

- **Officers**

Interactive talk through the text.

Get to the Big Idea, then arrive at the Main Aim.

Feel free to imagine crazy ways to add to the fun! You could: Act it out, or have them draw something, or shout out the best thing they see in the passage, or create a puppet show/ drama using paper and card to build scenery.

*Use the **lesson points above**.*

Some details are cool, but don't get lost in them!

6:5-8 – sets the scene and explains the reason for the judgment.

6:13-14 – God's instruction to Noah to build the ark.

6:17-22 – Promise of judgment, covenant with Noah and Noah's obedience.

- 7:4 – Enter the ark - flood in 7 days

- 7:10 – Flood begins after 7 days Throw water in the air?

- 7:12 – Rain for 40 days and nights

Get children to bang the tables to make rain noises?

- 7:24 – Water remains for 150 days

CENTER POINT - 8:1 – God remembers (is about to act)

- 8:3 – Water recedes for 150 days

- 8:6-8 – Noah sends birds after 40 days

- 8:10-11 – Dove sent after 7 days - brings a leaf

- 8:12 – Dove sent again after 7 days - does not return

- 8:20-22 – God's promise (confirmed in 9:8-17)

- 9:1 – God's command (also 9:7)

This looks a bit like how God will rescue people in the future.

He's angry at sin today, and will punish all sin. But he makes a way for his people to be saved. By trusting in Jesus.

Brief application

Knowing that God is angry at sin, be thankful that God rescues us in Jesus.



Brain Break

A chance to rest the children's minds.

Game idea

- Sailors - Collect the pairs.

Turn over pictures of animals on the floor, find its pair, and put them both in the “ark” which could just be on the table, or a roped-off area.

One child gets up at a time, goes to a turned-over piece of paper, reveals the animal to the group, then tries to find its pair. If the child fails, the paper goes back.

- Officers - Relay race with spoons and water.

Have two containers for each team.

See how much water you can get over from one container to another, transporting it in spoons, one at a time.

Link: God put animals in the ark/ flooded the earth much more easily than we could!



Heart and Hands

Think more about the Main Aim with: Discussion and Activities.

Discussion - What would it look like to believe the Main Aim?

Think through with the children what the Main Aim means for our lives.

- Sailors - *The Bible is so good. It tells us exactly what we need to know.*

Sin is really bad, it makes God angry.

God destroys sin in judgement.

He did it before, he'll do it again.

Noah was safe by trusting God and getting in the Ark.

We can be safe by trusting in Jesus and being safe in Him.

- Officers - *The Bible is so good. It tells us exactly what we need to know.*

How does sin make God feel? What will God do about sin, when do we doubt that?

When can we doubt that God is angry at sin?

At school? At home? At football/ netball training? Drama class etc?

But God is so good in giving people a way to be rescued.

How can we be saved from judgement? How can we remember this?

What can we thank God for?

What challenges us from this passage?

Activities - Craft or worksheet

- Sailors - Craft

Cut out the circles and cut a line down the ark windows so they open.

Use split pins to fasten the pin wheels behind the ark and spin them to tell the story.

- Officers - Worksheet

Talk through the questions and think about applications to stretch the able children.



Land the lesson

Bring everything together with: Recap, Memory Verse and Prayer.

Quick application recap

- Remind them of the Big Idea and Main Aim.

Memory verse

You are worthy, our Lord and God, to receive glory and honour and power, for you created all things, and by your will they were created and have their being. Revelation 4:11

[Ideas for learning the memory verse.](#) I will provide the verse on laminated paper with Blu Tack.

- Sailors - [It would be fun to learn using this song:](#)
[▶ Revelation 4:11 Song](#)
[Actions are available on a separate video that I'll make.](#)
- Officers - If capable, they can come up with a rap/ spoken word for the verse.
They can repeat and improve it each week.

Pray

Encourage the children to pray with you about the Big Idea and Main Aim.

They could thank God for something we've learnt, or ask for help with a challenge in believing it.

- Sailors

[You could ask for hands up/ thumbs up for those who would like to pray.](#)

[You could suggest "Popcorn prayers" - really short prayers. Or "Arrow prayers" - We all shoot up like an arrow at the end. Or you could try the idea we use with Officers.](#)

- Officers

[You could pass an object, like a Bible, around the room. When a child receives the Bible, they can choose to pray in their head or aloud.](#)

Sign out with Take Home Sheets

- While signing out with Rollcall, Take Home sheets will be provided to carers and parents about the children's lesson.

Final notes

The following items will be printed for you and brought to the lesson:

- Main teaching pictures and materials.
- Activities: Sailors craft and Officers worksheets.
- Memory verse, laminated.
- Take Home Sheets.

Additional materials will be available:

- Craft materials.
- Pens, paper, glue, scissors.